


NEW HOME CONSTRUCTION

ITEMS TO ACCOMPANY APPLICATIONS

- 4-Copies of the Registered Land Survey as recorded at the County
- 4-Complete sets of building plans
- 1-Copy of the grading plan
- 1-Copy of the Average "U" Computations (Energy Calculations)

ADDITIONAL INFORMATION TO NOTE


- ▶ All curb cuts require permits from the Engineering Department.
- ▶ All curb and street damage must be reported prior to the start of construction or repair will be the responsibility of the person holding the permit.
- ▶ Note on the plans the driveway location and type-bituminous or concrete.
- ▶ In areas where sewer and water is not available, show the location and elevation of well, septic tank, cesspools and drain tile. Septic tank and drain tile **must** be a minimum of 4 feet above water table. Percolation test and location of test must be submitted with the Building Permit Application.



100 Civic Center Parkway
Burnsville, MN 55337-3817

Phone: (952) 895-4444
Fax: (952) 895-4437

CERTIFICATE OF SURVEY



A NEW Registered Land Survey will be required on all new additions (*if the home was built prior to January 1995*) and **must** include the exact distance to all property lines and utility easements.

NEW HOME CONSTRUCTION

SETBACKS

- ◆ 30 ft from front & rear property lines
- ◆ 10 feet from side yard (for living space) & 5 ft from side yard (garage space) if 15 ft or more between your structure and the neighbors.
- ◆ 20 ft from side yard if on a corner lot

NEW HOME CONSTRUCTION

DETAILS TO BE INCLUDED ON BUILDING PLANS

Footing Plan:

Plans must include footing detail

Rods may be required, depending on soil conditions

Soil tests will be required when necessary

Foundation Plan:

Size of block

Number of courses of unbalanced fill

Pilaster location and rod size if required

Anchor bolts

Drain tile and sump basket location

Framing Detail:

Wall Section—wall stud size, sheathing & insulation

Roof Section—specifications on roofing, trusses or hand frame details

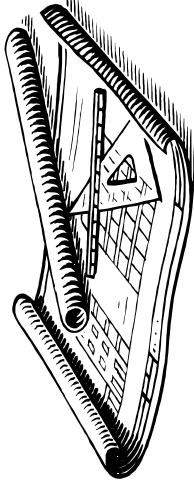
Floor Plan:

Location of mechanical room

Room sizes

Window sizes (A smoke detector is required in the basement level of the home and in each sleeping room)
Habitable basements, and all sleeping rooms require at least one (1) egress window or door for emergency escape or rescue, which shall open directly to the outside.

Provide smoke detector locations



INSPECTIONS

Call 952-895-4444 to schedule inspection Between 8:00 and 4:30 24 HR notice please

FOOTING inspection shall be made after the forms are in place and **PRIOR TO POURING CONCRETE** and after reinforcement is in place.

FOUNDATION inspection is required prior to backfill

SHEATHING/HOUSE WRAP/UNDERLAYMENT, STUCCO, BRICK OR STONE inspection prior to covering

FRAMING inspection shall be made after the rough-in inspection of plumbing, heating and electrical installations but prior to the placement of any covering material

INSULATION inspection prior to wall coverings and after vapor barrier is in place

FINAL inspection will be made after the structure is complete and prior to occupancy

